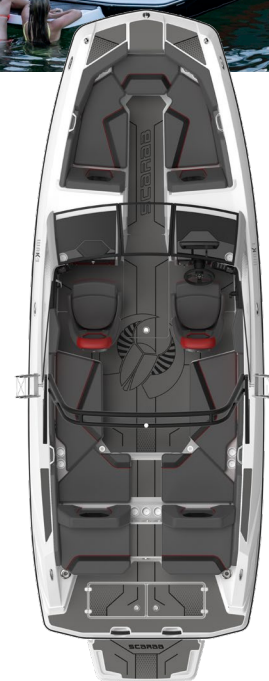




## 235 SERIES


### Specs

Approx. Boat & Engine Weight	4500 lbs	2041 kg
Beam	8' 5"	2.54 m
Bridge Clearance	4' 2"	1.3 m
Bridge Clearance w/ Arch or Tower	7'	2.1 m
Deadrise	20°	20°
Draft	18"	46 cm
Fuel Capacity	56 gal	212 L
L.O.A	22' 6"	6.9 m
LOA w/ extended swim platform (LX Wake)	24' 1"	7.3 m
Max HP	600	448 kW
Maximum Capacity	2000 lbs	907 kg
Persons Capacity	12	9
Storage Length on Trailer	22' 8"	6.9 m
Storage Length on Trailer w/ ext swim platform (LX Wake)	24' 3"	7.4 m
Total Height	7' 3"	2.2 m
Total height on Trailer	7' 3"	2.2 m
Total height on Trailer w/Top	9' 11"	3 m
Trailer Weight Tandem Axle	1020 lbs	463 kg
Trailer Weight Tandem Axle	1119 lbs	508 kg



### EXPLORE 235 SERIES

Scan QR code to get started



Copyright 2024, Rec Boat Holdings, LLC. ®/TM signifies trademarks of Scarab, LLC, its affiliates or suppliers. Scarab specifications, photography, video, features, and options are for reference purposes only. Models are shown with non-Scarab options and accessories. Options vary by model while some are shown with optional equipment. While Scarab makes every effort to ensure information contained herein is correct, content should not be regarded as infallible as unending product refinement and design changes may result in revisions to current models. Scarab reserves the right to change product specifications, models, features, imagery, video, and colors at any time without notification or incurring obligations. Representations herein do not constitute a warranty of any of the products shown. All limited warranties are outlined in the Scarab limited warranty that accompanies each boat. Please see your authorized Scarab dealer for additional information, option availability, and specific warranty details prior to purchase.

# 235 SERIES

Compare Models



## Hull & Deck

	235 SE	235 LX	235 LX WAKE
Marine Mat Package (Swim Platform & Cockpit)	OPT	STD	STD
Extended Swim Platform	-	-	STD
Wake Edition Package	-	-	STD

## Tow Sports

Surf Stream Tabs	-	-	STD
Tower w/Bimini Top	OPT	OPT	STD
Wake Ballast System	-	-	STD
Wake Edition Graphic	-	-	STD
Wakeboard Racks, Pair, Tower Mount	-	-	STD

## Cockpit

Comfort Package (Bow Fill-In Cushions, Walk-Thru Doors)	-	OPT	OPT
Table, w/mount(s)	-	OPT	OPT

## Helm

Steering Wheel, Upgrade	-	STD	STD
Touch Screen Command Center, 8"	STD	STD	-
Touch Screen Viper III Command Center, 12"	-	OPT	STD

## Entertainment

Premium Sound Package	-	OPT	OPT
Speakers, wakeboard tower, JL Audio® (req. premium sound)	-	OPT	OPT

## Engine/System/Drive

Batteries, Dual w/Switch	OPT	STD	STD
--------------------------	-----	-----	-----

## Power Options

TWIN Rotax® 230 ECT iDF	STD	STD	STD
TWIN Rotax® 300 iDF	-	OPT	OPT




## Graphic Options

Impact Mat Graphics - Charcoal/Black	-	STD	STD
Standard Scarab Logo	STD	-	-

## 235 SE



### Colors

-  Crimson Red  
Leon-Auster Gray Interior
-  Denim Blue  
Leon-Auster Gray Interior
-  Pearl Grey  
Leon-Auster Gray Interior

### Packages & Options

#### Power Options

Twin Rotax® 230 ECT SGL

#### Hull and Deck

Marine Mat Package (Swim Platform & Cockpit)

#### Tow Sports

Tower w/Bimini Top

#### Engine / Systems / Drive

Fire Extinguishing System, Fixed  
Batteries, Dual w/Switch

#### Canvas

Bow & Cockpit Cover  
Trailer Cover




#### Trailer

Included Scarab® Trailer, Tandem Axle Painted Black w/  
Brakes  
Scarab® Trailer, Tandem Axle Galvanized GatorHyde® w/  
Brakes  
Spare Wheel, Aluminum w/Mount  
Trailer, Delete

## 235 LX



### Colors

-  Impulse Crimson Red  
Charcoal/Crimson Red Cool Touch Interior
-  Impulse Pearl Gray  
Black/Eclipse Cool Touch Interior
-  Impulse Afterburner Orange  
Black/Eclipse Cool Touch Interior

### Packages & Options

#### Power Options

Twin Rotax® 230 ECT SGL

Twin Rotax® 300 ACE 1.6L

#### Towsports

Tower w/Bimini Top

#### Cockpit

Table, w/mount(s)  
Comfort Package (Bow Fill-In Cushions, Walk-Thru Doors)

#### Helm

Touch Screen Viper III Command Center, 12"

#### Entertainment

Speakers, wakeboard tower, JL Audio® (req. premium sound)  
Premium Sound Package (JL Audio stereo, Amplifier, Subwoofer,  
transom remote, Speakers w/RGB lighting, port-dash phone-holder w/  
wireless charger, underwater (RGB)/Docking Lights (LED))

#### Engine / Systems / Drive

Fire Extinguishing System, Fixed

#### Canvas

Bow & Cockpit Cover  
Trailer Cover




#### Trailer

Included Scarab® Trailer, Tandem Axle Painted Black w/  
Brakes  
Scarab® Trailer, Tandem Axle Galvanized GatorHyde® w/  
Brakes  
Spare Wheel, Aluminum w/Mount  
Trailer, Delete

## 235 LX WAKE



### Colors

-  Impulse Crimson Red  
Charcoal/Crimson Red Cool Touch Interior
-  Impulse Pearl Gray  
Black/Eclipse Cool Touch Interior
-  Impulse Afterburner Orange  
Black/Eclipse Cool Touch Interior

### Packages & Options

#### Power Options

Twin Rotax® 230 ECT SGL

Twin Rotax® 300 ACE 1.6L

#### Cockpit

Table, w/mount(s)  
Versa-Lounge Seating w/Extended Sunpad  
Comfort Package (Bow Fill-In Cushions, Walk-Thru Doors)

#### Entertainment

Speakers, wakeboard tower, JL Audio® (req. premium sound)  
Premium Sound Package (JL Audio stereo, Amplifier, Subwoofer,  
transom remote, Speakers w/RGB lighting, port-dash phone-holder w/  
wireless charger, underwater (RGB)/Docking Lights (LED))

#### Engine / Systems / Drive

Fire Extinguishing System, Fixed

#### Canvas

Bow & Cockpit Cover  
Trailer Cover

#### Trailer

Included Scarab® Trailer, Tandem Axle Painted Black w/  
Brakes  
Scarab® Trailer, Tandem Axle Galvanized GatorHyde® w/  
Brakes  
Spare Wheel, Aluminum w/Mount  
Trailer, Delete