



255 SERIES


Specs

Approx. Boat & Engine Weight	3660 lbs	1660 kg
Beam	8' 4"	2.54 m
Bridge Clearance	4' 6"	1.4 m
Bridge Clearance w/ Arch or Tower	7' 4"	2.2 m
Deadrise	20°	20°
Draft	15"	38 cm
Fuel Capacity	56 gal	212 L
L.O.A	25'	7.6 m
LOA w/ extended swim platform	26' 10"	8.2 m
Max HP	600	448 kW
Maximum Capacity	2100 lbs	953 kg
Persons Capacity	13	11
Storage Length on Trailer	26' 6"	8.1 m
Storage Length on Trailer w/ ext swim	28' 4"	8.6 m
Total Height	5' 11"	1.8 m
Total height on Trailer	7' 6"	2.3 m
Total height on Trailer w/Top	10' 7"	3.2 m
Trailer Weight Tandem Axle	1285 lbs	583 kg
Water Capacity	12 gal	45 L



EXPLORE 255 SERIES

Scan QR code to get started



Copyright 2024, Rec Boat Holdings, LLC. ®/TM signifies trademarks of Scarab, LLC, its affiliates or suppliers. Scarab specifications, photography, video, features, and options are for reference purposes only. Models are shown with non-Scarab options and accessories. Options vary by model while some are shown with optional equipment. While Scarab makes every effort to ensure information contained herein is correct, content should not be regarded as infallible as unending product refinement and design changes may result in revisions to current models. Scarab reserves the right to change product specifications, models, features, imagery, video, and colors at any time without notification or incurring obligations. Representations herein do not constitute a warranty of any of the products shown. All limited warranties are outlined in the Scarab limited warranty that accompanies each boat. Please see your authorized Scarab dealer for additional information, option availability, and specific warranty details prior to purchase.

255 SERIES

Compare Models






Hull & Deck	255 SE	255 LX	255 LX WAKE
Extended Swim Platform	-	-	STD
Marine Mat Package (Swim Platform & Cockpit)	OPT	STD	STD
Wake Edition Package	-	-	STD
Tow Sports			
Surf Stream Tabs	-	-	STD
Tower w/Bimini Top	OPT	OPT	STD
Wake Ballast System	-	-	STD
Wake Edition Graphic	-	-	STD
Wakeboard Racks, Pair, Tower Mount	-	-	STD
Cockpit			
Versa-Lounge Seating w/Extended Sunpad	-	OPT	OPT
Helm			
Digital Speed Control Package (Docking, Eco & Ski Modes)	OPT	STD	STD
Steering Wheel, Upgrade	-	STD	STD
Touch Screen Viper III Command Center, 12"	-	OPT	STD
Entertainment			
Premium Sound Package	-	OPT	OPT
Speakers, wakeboard tower, JL Audio® (req. premium sound)	-	OPT	OPT
Engine/System/Drive			
Batteries, Dual w/Switch	OPT	STD	STD
Power Options			
TWIN Rotax® 230 iDF	STD	STD	STD
TWIN Rotax® 300 iDF	-	OPT	OPT
Graphic Options			
Impact Mat Graphics - Charcoal/Black	-	STD	STD
Standard Scarab Logo	STD	-	-

255 SE



Colors

-  Crimson Red
Leon-Auster Gray Interior
-  Denim Blue
Leon-Auster Gray Interior
-  Pearl Grey
Leon-Auster Gray Interior

Packages & Options

Power Options

Twin Rotax® 230 ECT SGL

Hull and Deck

Marine Mat Package (Swim Platform & Cockpit)

Tow Sports

Tower w/Bimini Top

Head / Changing Compartment

Enclosed Head w/ Sink w/Transom Shower & Porta Pottie w/Pumpout

Helm

Digital Speed Control Package (Docking, Eco & Ski Modes)

Engine / Systems / Drive

Fire Extinguishing System, Fixed Batteries, Dual w/Switch

Canvas

Bow & Cockpit Cover
Trailer Cover

Trailer

Included Scarab® Trailer, Tandem Axle Painted Black w/ Brakes




Scarab® Trailer, Tandem Axle Galvanized GatorHyde® w/ Brakes

Spare Wheel, Aluminum w/Mount
Trailer, Delete

255 LX



Colors

-  Impulse Crimson Red
Charcoal/Crimson Red Cool Touch Interior
-  Impulse Pearl Gray
Black/Eclipse Cool Touch Interior
-  Impulse Afterburner Orange
Black/Eclipse Cool Touch Interior

Packages & Options

Power Options

Twin Rotax® 230 ECT SGL

Twin Rotax® 300 ACE 1.6L

Towsports

Tower w/Bimini Top

Cockpit

Versa-Lounge Seating w/Extended Sunpad

Head / Changing Compartment

Enclosed Head w/ Sink w/Transom Shower & Porta Pottie w/Pumpout

Helm

Touch Screen Viper III Command Center, 12"

Entertainment

Speakers, wakeboard tower, JL Audio® (req. premium sound)

Premium Sound Package (JL Audio stereo, amplifier, subwoofer, transom remote, speakers with RGB lighting, underwater (RGB)/docking lights (LED))

Engine / Systems / Drive

Fire Extinguishing System, Fixed

Canvas

Bow & Cockpit Cover
Trailer Cover

Trailer

Included Scarab® Trailer, Tandem Axle Painted Black w/ Brakes




Scarab® Trailer, Tandem Axle Galvanized GatorHyde® w/ Brakes

Spare Wheel, Aluminum w/Mount
Trailer, Delete

255 LX WAKE



Colors

-  Impulse Crimson Red
Charcoal/Crimson Red Cool Touch Interior
-  Impulse Pearl Gray
Black/Eclipse Cool Touch Interior
-  Impulse Afterburner Orange
Black/Eclipse Cool Touch Interior

Packages & Options

Power Options

Twin Rotax® 230 ECT SGL

Twin Rotax® 300 ACE 1.6L

Cockpit

Versa-Lounge Seating w/Extended Sunpad

Head / Changing Compartment

Enclosed Head w/ Sink w/Transom Shower & Porta Pottie w/Pumpout

Entertainment

Speakers, wakeboard tower, JL Audio® (req. premium sound)

Premium Sound Package (JL Audio stereo, amplifier, subwoofer, transom remote, speakers with RGB lighting, underwater (RGB)/docking lights (LED))

Engine / Systems / Drive

Fire Extinguishing System, Fixed

Canvas

Bow & Cockpit Cover
Trailer Cover

Trailer

Included Scarab® Trailer, Tandem Axle Painted Black w/ Brakes

Scarab® Trailer, Tandem Axle Galvanized GatorHyde® w/ Brakes

Spare Wheel, Aluminum w/Mount
Trailer, Delete