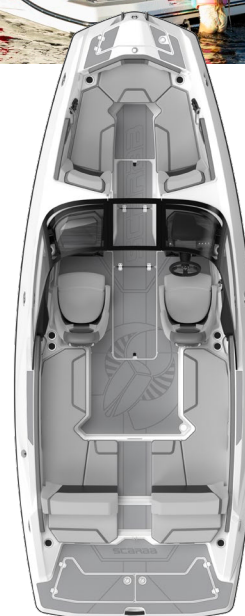





215 SERIES

Specs

Approx. Boat & Engine Weight	3100 lbs	1406 kg
Beam	8' 4"	2.54 m
Bridge Clearance	4' 3"	1.3 m
Bridge Clearance w/ Arch or Tower	7' 3"	2.2 m
Deadrise	21°	21°
Draft	15"	38 cm
Fuel Capacity	41 gal	155 L
L.O.A	21'	6.4 m
LOA w/ ext swim platform (LX Wake)	22' 10"	7 m
Max HP	600	448 kW
Maximum Capacity	1800 lbs	816 kg
Persons Capacity	10	9
Storage Length on Trailer	21' 4"	6.5 m
Storage Length on Trailer w/ ext swim platform (LX Wake)	23' 2"	7.1 m
Total Height	5' 5"	1.7 m
Total height on Trailer	6' 9"	2.1 m
Total height on Trailer w/Top	10'	3 m
Trailer Weight Single Axle	888 lbs	403 kg
Trailer Weight Tandem Axle	1119 lbs	508 kg



EXPLORE 215 SERIES
Scan QR code to get started



Copyright 2024, Rec Boat Holdings, LLC. ®/TM signifies trademarks of Scarab, LLC, its affiliates or suppliers. Scarab specifications, photography, video, features, and options are for reference purposes only. Models are shown with non-Scarab options and accessories. Options vary by model while some are shown with optional equipment. While Scarab makes every effort to ensure information contained herein is correct, content should not be regarded as infallible as unending product refinement and design changes may result in revisions to current models. Scarab reserves the right to change product specifications, models, features, imagery, video, and colors at any time without notification or incurring obligations. Representations herein do not constitute a warranty of any of the products shown. All limited warranties are outlined in the Scarab limited warranty that accompanies each boat. Please see your authorized Scarab dealer for additional information, option availability, and specific warranty details prior to purchase.

215 SERIES

Compare Models






Hull & Deck	215 SE	215 LX	215 LX WAKE
Extended Swim Platform	-	-	STD
Marine Mat Package (Swim Platform & Cockpit)	OPT	STD	STD
Wake Edition Package	-	-	STD
Tow Sports			
Surf Stream Tabs	-	-	STD
Tower w/Bimini Top	OPT	OPT	STD
Wake Ballast System	-	-	STD
Wake Edition Graphic	-	-	STD
Wakeboard Racks, Pair, Tower Mount	-	-	STD
Cockpit			
Comfort Package (Bow Fill-In Cushions, Walk-Thru Doors)	-	OPT	OPT
Table, w/mount(s)	-	OPT	OPT
Versa-Lounge Seating w/Extended Sunpad	-	OPT	OPT
Helm			
Digital Speed Control Package (Docking, Eco & Ski Modes)	OPT	STD	STD
Touch Screen Viper III Command Center, 12"	-	-	STD
Entertainment			
Premium Sound Package	-	OPT	OPT
Speakers, wakeboard tower, JL Audio® (req. premium sound)	-	OPT	OPT
Power Options			
TWIN Rotax® 230 ECT iDF	STD	STD	STD
TWIN Rotax® 300 iDF	-	OPT	OPT
Graphic Options			
Impact Mat Graphics - Charcoal/Black	-	STD	STD
Standard Scarab Logo	STD	-	-

215 SE



Colors

-  Crimson Red
Leon-Auster Gray Interior
-  Denim Blue
Leon-Auster Gray Interior
-  Pearl Grey
Leon-Auster Gray Interior

Packages & Options

Power Options

Twin Rotax® 230 ECT SGL

Hull and Deck

Marine Mat Package (Swim Platform & Cockpit)

Tow Sports

Tower w/Bimini Top

Helm

Digital Speed Control Package (Docking, Eco & Ski Modes)

Engine / Systems / Drive

Fire Extinguishing System, Fixed

Canvas

Bow & Cockpit Cover
Trailer Cover

Trailer

Included Scarab® Trailer, Single Axle Painted Black w/ Brakes

Scarab® Trailer, Single Axle Galvanized GatorHyde® w/ Brakes

Scarab® Trailer, Tandem Axle Painted Black w/ Brakes



Scarab® Trailer, Tandem Axle Galvanized GatorHyde® w/ Brakes

Spare Wheel, Aluminum w/Mount
Trailer, Delete

215 LX



Colors

-  Impulse Crimson Red
Charcoal/Crimson Red Cool Touch Interior
-  Impulse Pearl Gray
Black/Eclipse Cool Touch Interior
-  Impulse Afterburner Orange
Black/Eclipse Cool Touch Interior

Packages & Options

Power Options

Twin Rotax® 230 ECT SGL

Twin Rotax® 300 ACE 1.6L

Towsports

Tower w/Bimini Top

Cockpit

Table, w/mount(s)

Versa-Lounge Seating w/Extended Sunpad

Comfort Package (Bow Fill-In Cushions, Walk-Thru Doors)

Entertainment

Speakers, wakeboard tower, JL Audio® (req. premium sound)

Premium Sound Package (JL Audio stereo, amplifier, subwoofer, transom remote, cockpit, transom, and tower speakers with RGB lighting package also includes underwater and docking lights)

Engine / Systems / Drive

Fire Extinguishing System, Fixed

Canvas

Bow & Cockpit Cover
Trailer Cover

Trailer

Included Scarab® Trailer, Single Axle Painted Black w/ Brakes

Scarab® Trailer, Single Axle Galvanized GatorHyde® w/ Brakes

Scarab® Trailer, Tandem Axle Painted Black w/ Brakes




Scarab® Trailer, Tandem Axle Galvanized GatorHyde® w/ Brakes

Spare Wheel, Aluminum w/Mount
Trailer, Delete

215 LX WAKE



Colors

-  Impulse Crimson Red
Charcoal/Crimson Red Cool Touch Interior
-  Impulse Pearl Gray
Black/Eclipse Cool Touch Interior
-  Impulse Afterburner Orange
Black/Eclipse Cool Touch Interior

Packages & Options

Power Options

Twin Rotax® 230 ECT SGL

Twin Rotax® 300 ACE 1.6L

Cockpit

Table, w/mount(s)

Versa-Lounge Seating w/Extended Sunpad

Comfort Package (Bow Fill-In Cushions, Walk-Thru Doors)

Entertainment

Speakers, wakeboard tower, JL Audio® (req. premium sound)

Premium Sound Package (JL Audio stereo, amplifier, subwoofer, transom remote, speakers with RGB lighting, underwater and docking lights)

Engine / Systems / Drive

Fire Extinguishing System, Fixed

Canvas

Bow & Cockpit Cover
Trailer Cover

Trailer

Included Scarab® Trailer, Single Axle Painted Black w/ Brakes

Scarab® Trailer, Single Axle Galvanized GatorHyde® w/ Brakes

Scarab® Trailer, Tandem Axle Painted Black w/ Brakes

Scarab® Trailer, Tandem Axle Galvanized GatorHyde® w/ Brakes

Spare Wheel, Aluminum w/Mount
Trailer, Delete