



285 SERIES

Specs

Approx. Boat & Engine Weight	5750 lbs	2608 kg
Beam	9' 2"	2.8 m
Bridge Clearance	5' 4"	1.6 m
Bridge Clearance w/ Arch or Tower	7' 10"	2.4 m
Deadrise	22°	22°
Draft	20"	51 cm
Fuel Capacity	98 gal	371 L
L.O.A	28'	8.5 m
LOA w/ extended swim platform (LX Wake)	30'	9.1 m
Max HP	460	343 kW
Storage Length on Trailer	28' 9"	8.8 m
Total height on Trailer	8' 8"	2.6 m
Total height on Trailer w/Top	11' 2"	3.4 m
Trailer Weight Tandem Axle	1685 lbs	764 kg
Water Capacity	12 gal	45 L
Total height on Trailer w/Top	9' 9"	3 m



EXPLORE 285 SERIES

Scan QR code to get started



Copyright 2024, Rec Boat Holdings, LLC. ®/TM signifies trademarks of Scarab, LLC, its affiliates or suppliers. Scarab specifications, photography, video, features, and options are for reference purposes only. Models are shown with non-Scarab options and accessories. Options vary by model while some are shown with optional equipment. While Scarab makes every effort to ensure information contained herein is correct, content should not be regarded as infallible as unending product refinement and design changes may result in revisions to current models. Scarab reserves the right to change product specifications, models, features, imagery, video, and colors at any time without notification or incurring obligations. Representations herein do not constitute a warranty of any of the products shown. All limited warranties are outlined in the Scarab limited warranty that accompanies each boat. Please see your authorized Scarab dealer for additional information, option availability, and specific warranty details prior to purchase.

285 SERIES

Compare Models






Hull & Deck	285 SE	285 LX	285 LX WAKE
Extended Swim Platform	-	-	STD
Marine Mat Package (Swim Platform & Cockpit)	-	STD	STD
Wake Edition Package	-	-	STD
Tow Sports			
Surf Stream Tabs	-	-	STD
Tower w/ Hardtop	STD	STD	STD
Wake Ballast System	-	-	STD
Wake Edition Graphic	-	-	STD
Wakeboard Racks, Pair, Tower Mount	-	-	STD
Cockpit			
Comfort Package (Bow Fill-In Cushions, Walk-Thru Doors)	-	OPT	OPT
Helm			
Digital Speed Control Package (Docking, Eco & Ski Modes)	OPT	STD	STD
Steering Wheel, Upgrade	-	STD	STD
Entertainment			
Premium Sound Package	-	OPT	OPT
Speakers, wakeboard tower, JL Audio® (req. premium sound)	-	OPT	OPT
Canvas			
Sail Shade, Bow & Aft (requires wake tower w/ hard top)	-	OPT	OPT
Power Options			
TWIN Rotax® 230 ECT iDF	STD	STD	STD
TWIN Rotax® 300 iDF	-	OPT	OPT
Graphic Options			
Impact Mat Graphics - Charcoal/Black	-	STD	STD
Standard Scarab Logo	STD	-	-

285 SE



Colors

-  Crimson Red
Leon-Auster Gray Interior
-  Denim Blue
Leon-Auster Gray Interior
-  Pearl Grey
Leon-Auster Gray Interior

Packages & Options

Power Options

Twin Rotax® 230 ECT SGL
Twin Rotax® 300 ACE 1.6L

Hull & Deck

Windlass w/ Anchor, Rope & Chain
Marine Mat Package (Swim Platform & Cockpit)

Cockpit

Comfort Package (Bow Fill-In Cushions, Walk-Thru Doors)

Head / Changing Compartment

Head, Electric Toilet
Head, Porta Pottie w/Pump-out

Engine / Systems / Drive

Fire Extinguishing System, Fixed

Canvas

Bow & Cockpit Cover
Trailer Cover
Sail shade, bow & stern, custom



Trailer

Scarab® Trailer, Tandem Axle Painted Black w/Brakes
Scarab® Trailer, Tandem Axle Galvanized GatorHyde® w/Brakes
Spare Wheel, Aluminum w/Mount
Trailer, Delete

285 LX



Colors

-  Impulse Crimson Red
Charcoal/Crimson Red Cool Touch Interior
-  Impulse Pearl Gray
Black/Eclipse Cool Touch Interior
-  Impulse Afterburner Orange
Black/Eclipse Cool Touch Interior

Packages & Options

Power Options

Twin Rotax® 230 ECT SGL
Twin Rotax® 300 ACE 1.6L

Hull & Deck

Windlass w/ Anchor, Rope & Chain

Cockpit

Comfort Package (Bow Fill-In Cushions, Walk-Thru Doors)

Entertainment

Speakers, wakeboard Tower, JL Audio® (req. premium sound)
Premium Sound Package (JL Audio stereo, amplifier, subwoofer, transom remote, speakers with RGB lighting, underwater (RGB)/docking lights (LED))

Head / Changing Compartment

Head, Electric Toilet

Head, Porta Pottie w/Pump-out

Engine / Systems / Drive

Fire Extinguishing System, Fixed

Canvas

Bow & Cockpit Cover
Trailer Cover
Sail shade, bow & stern, custom




Trailer

Scarab® Trailer, Tandem Axle Painted Black w/Brakes
Scarab® Trailer, Tandem Axle Galvanized GatorHyde® w/Brakes
Spare Wheel, Aluminum w/Mount
Trailer, Delete

285 LX WAKE



Colors

-  Impulse Crimson Red
Charcoal/Crimson Red Cool Touch Interior
-  Impulse Pearl Gray
Black/Eclipse Cool Touch Interior
-  Impulse Afterburner Orange
Black/Eclipse Cool Touch Interior

Packages & Options

Power Options

Twin Rotax® 230 ECT SGL
Twin Rotax® 300 ACE 1.6L

Hull & Deck

Windlass w/ Anchor, Rope & Chain

Cockpit

Comfort Package (Bow Fill-In Cushions, Walk-Thru Doors)

Entertainment

Speakers, wakeboard Tower, JL Audio® (req. premium sound)
Premium Sound Package (JL Audio stereo, amplifier, subwoofer, transom remote, speakers with RGB lighting, underwater (RGB)/docking lights (LED))

Head / Changing Compartment

Head, Electric Toilet
Head, Porta Pottie w/Pump-out

Engine / Systems / Drive

Fire Extinguishing System, Fixed

Canvas

Bow & Cockpit Cover
Trailer Cover
Sail shade, bow & stern, custom

Trailer

Scarab® Trailer, Tandem Axle Painted Black w/Brakes
Scarab® Trailer, Tandem Axle Galvanized GatorHyde® w/Brakes
Spare Wheel, Aluminum w/Mount
Trailer, Delete